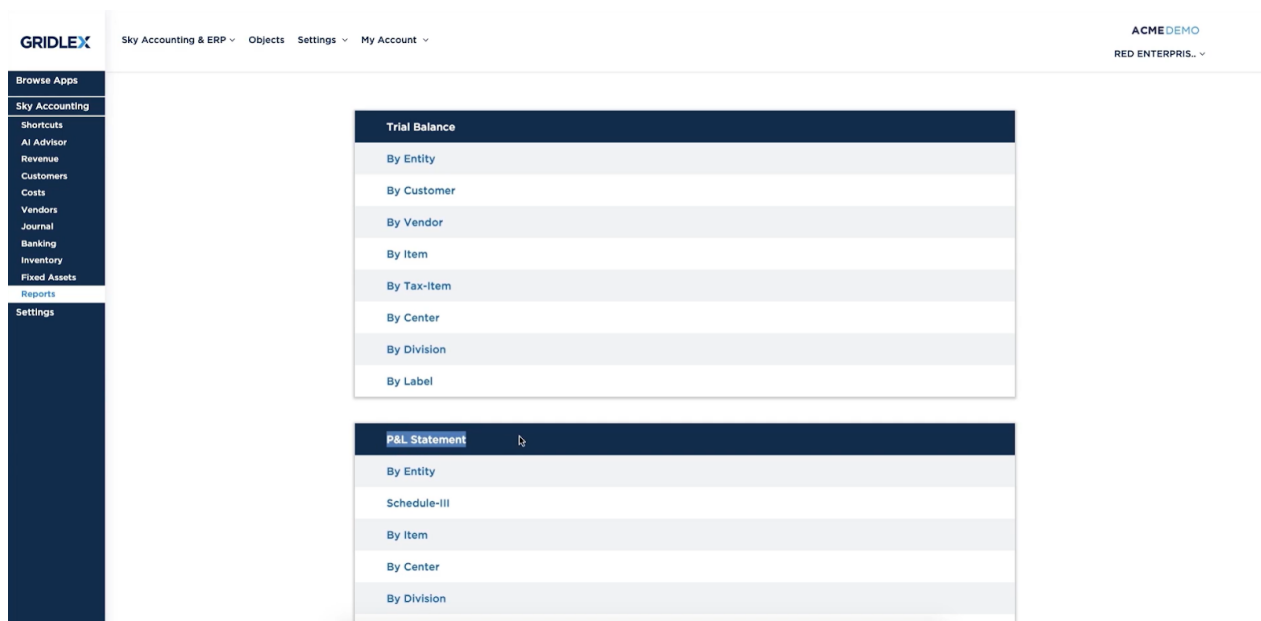


Gridlex Sky allows users to view detailed Profit and Loss Statements that can be used to track the financial performance of a business over time. Businesses can use these reports to assess whether they are making a profit or loss and to track the total income and expenses. For example, all the business related transactions like invoices, bills, expenses, other income, etc will be recorded in the P&L statement. In addition, users can view P&L Statements in accordance with the Center, Division and Label-wise. Gridlex Sky offers Schedule - III format for the companies as per the requirement of the Companies Act, 2013.

If you need any help with any feature, data migration of your old accounting data, questions on Chart of Accounts (COA) or anything at all, just email aps@gridlex.com, and our team of expert accountants will be here to help you. Remember, that one of Gridlex's core values is Customer Success. We want you to be successful.

How to View Profit & Loss Statements in Gridlex Sky?

Step 1: Login into your Gridlex App Suite Account and choose the entity of your choice. Go to the "Reports" tab and select "By Entity" tab.



Step 2: Users will be directed to the “P&L By Account” section. Here, users can view the Profit & Loss Statement for a certain period. Furthermore, users can utilize the filters to view custom time period i.e. From and To Date. In addition, users can view the entire report in Vertical view and Horizontal view.

Note: Users can download the Profit & Loss Statement in Excel and PDF format by clicking on the “Download” button.

Vertical View:

The screenshot displays the 'P&L By Account' section in a vertical view. The interface includes a navigation menu on the left with options like 'Sky Accounting', 'Shortcuts', 'AI Advisor', 'Revenue', 'Customers', 'Costs', 'Vendors', 'Journal', 'Banking', 'Inventory', 'Fixed Assets', 'Reports', and 'Settings'. The top header shows 'GRIDLEX', 'Sky Accounting & ERP', 'Objects', 'Settings', 'My Account', and 'ACMEDEMO RED ENTERPRIS...'. The main content area has tabs for 'Dashboard', 'Variance Analysis', and 'P&L By Account'. Below the tabs, there are filters for 'Select Report Type' (Vertical), 'Time Period' (Custom), 'From' (04/01/2022), and 'To' (11/21/2022), along with 'Go' and 'Download' buttons. The title of the report is 'Profit and Loss Statement for the Period 01-April-2022 to 21-November-2022'. The table below shows the following data:

Particulars	Amount in (INR)
DIRECT INCOME	
Revenue from Sale of Products	56,75,193.77
Revenue from Sale of Products	56,75,193.77
Revenue from Sale of Products(direct)	13,20,813.56
Revenue from Sale of Mobiles	16,45,762.71
Revenue from Sale of Laptops	35,97,120
Revenue from Sale of other Peripherals	23,487.5
Revenue from Sale of Textiles	2,24,400
Revenue from Sale of FMCG Goods	-11,36,390
Revenue from Services/Fee	-210,000

Horizontal view:

GRIDLEX ACMEDEMO RED ENTERPRIS..

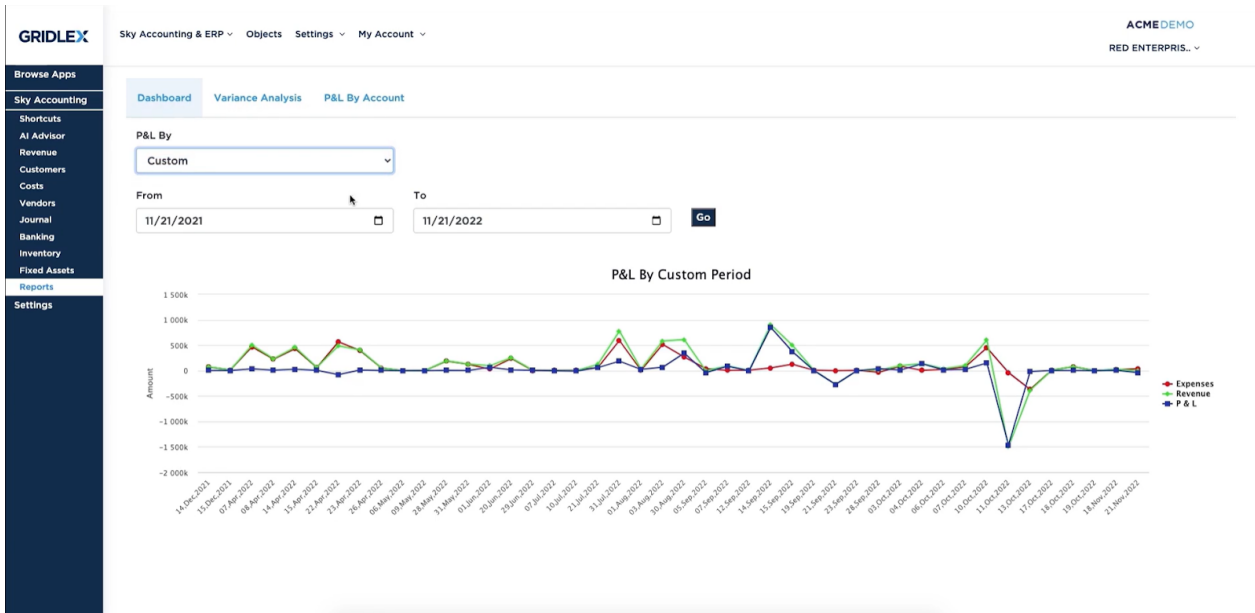
Dashboard Variance Analysis P&L By Account

Select Report Type: Horizontal Time Period: Custom From: 04/01/2022 To: 11/21/2022 Go Download

Profit and Loss Statement for the Period 01-April-2022 to 21-November-2022

Particulars	Amount in (INR)	Particulars	Amount in (INR)
DIRECT EXPENSE		DIRECT INCOME	
Supplies and Materials - DE	1,82,000	Revenue from Sale of Products	56,75,193.77
Supplies and Materials - DE	1,82,000	Revenue from Sale of Products	56,75,193.77
Product Consultants - DE	8,000	Revenue from Sale of Products(direct)	13,20,813.56
Product Consultants - DE	8,000	Revenue from Sale of Mobiles	16,45,762.71
Salaries and Wages - DE	84,000	Revenue from Sale of Laptops	35,97,120
Salaries and Wages - DE	84,000	Revenue from Sale of other Peripherals	23,487.5
Salaries and Wages - DE(direct)	70,000	Revenue from Sale of Textiles	2,24,400
Salaries and Wages - (Rajesh)	2,000	Revenue from Sale of FMCG Goods	-11,36,390

Step 3: Go to “Dashboard” to view the Graphical Representation of the Profit and Loss. Users can also customize the period they are willing to view. In addition, this allows users to gain a visual representation of the expenses, revenue, and P&L.



Step 4: Click on “Variance Analysis” to compare Period 1 with Period 2 i.e., users can compare actual financial results to a budget or forecast. With the help of variance analysis, users can identify any significant deviations from the budget or forecast.

GRIDLEX Sky Accounting & ERP ▾ Objects Settings ▾ My Account ▾ ACMEDEMO RED ENTERPRIS. ▾

Dashboard Variance Analysis P&L By Account

Account Name	Period 1		Period 2		Comparison
	From	To	From	To	
	04/01/2022	11/21/2022	04/01/2021	11/21/2021	
	Credit	Debit	Credit	Debit	
Revenue from Sale of Products	56,75,193.77	0	9,32,265	0	83.57%
Revenue from Sale of Products	56,75,193.77	0	9,32,265	0	83.57%
Revenue from Sale of Products(direct)	13,20,813.56	0	0	0	NA
Revenue from Sale of Mobiles	16,45,762.71	0	2,54,625	0	84.53%
Revenue from Sale of Laptops	35,97,120	0	4,72,500	0	86.86%
Revenue from Sale of other Peripherals	23,487.50	0	55,627.50	0	-136.84%
Revenue from Sale of Textiles	2,24,400	0	36,960	0	83.53%
Revenue from Sale of FMCG Goods	0	11,36,390	1,12,552.50	0	NA

Step 5: To view complete details by account, go to Reports >> Click on By Entity (Under P&L Statement) and Click on "P&L by Account". Here, click on any property to view the entire details. For example, Click on "Supplies and Materials - DE" to view the transaction details, transaction type, reference, credit & debit amount, etc associated with that particular property.

GRIDLEX Sky Accounting & ERP ▾ Objects Settings ▾ My Account ▾ ACMEDEMO RED ENTERPRIS. ▾

Reports » Ledger By Account » Supplies and Materials - DE

Time Period: Custom From: 04/01/2022 To: 11/21/2022 Search Download

Opening Balance: 0 Dr Closing Balance: 1,82,000 Dr

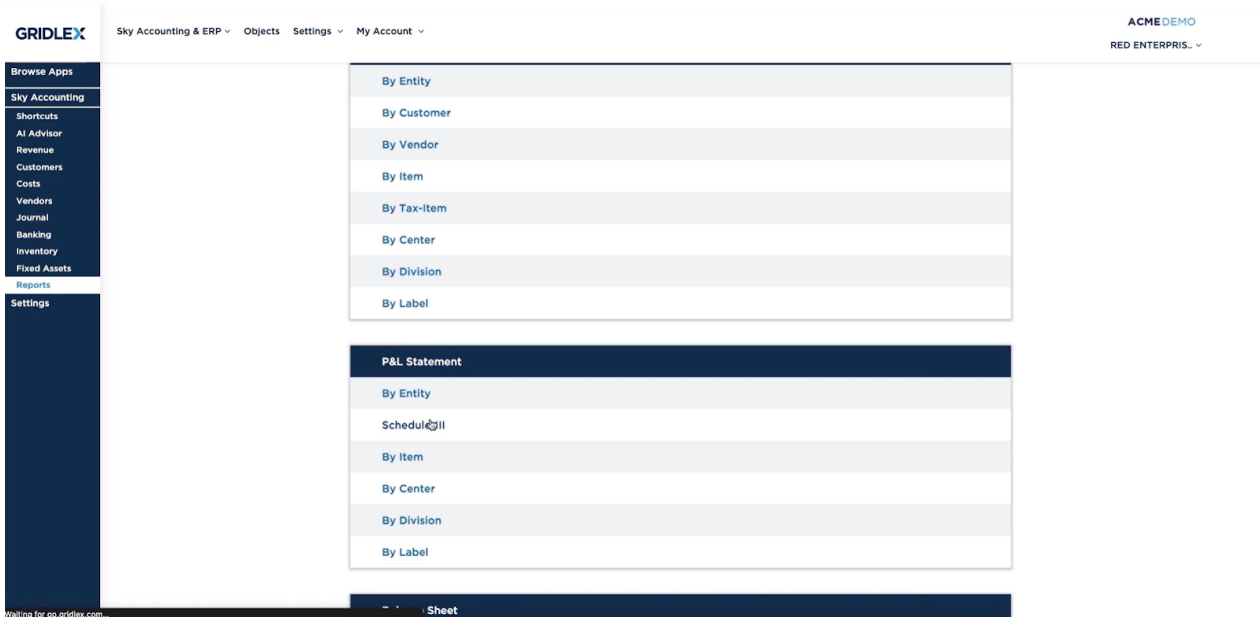
Date	Transaction Details	Transaction Type	Transaction	Reference	Debit	Credit	Amount
2022-08-30	S. Dhanujay	Bill	Bill - 3000111	Services	3,000.00	0.00	3,000.00 Dr
2022-09-05	Big C Mobiles Pvt Ltd	Bill	Bill - 3000115	Services	40,000.00	0.00	40,000.00 Dr
2022-09-12	Arg Roofing Private Limited	Bill	Bill - 3000117	Services	5,000.00	0.00	5,000.00 Dr
2022-09-14	Balaji Communications	Bill	Bill - 3000118	Services	50,000.00	0.00	50,000.00 Dr
2022-10-03	Arg Roofing Private Limited	Bill	Bill - 3000120	Services	70,000.00	0.00	70,000.00 Dr
2022-10-03	SRINIVASU	Bill	Bill - 3000121	Services	14,000.00	0.00	14,000.00 Dr

Showing 1 to 6 of 6 entries

Previous 1 Next

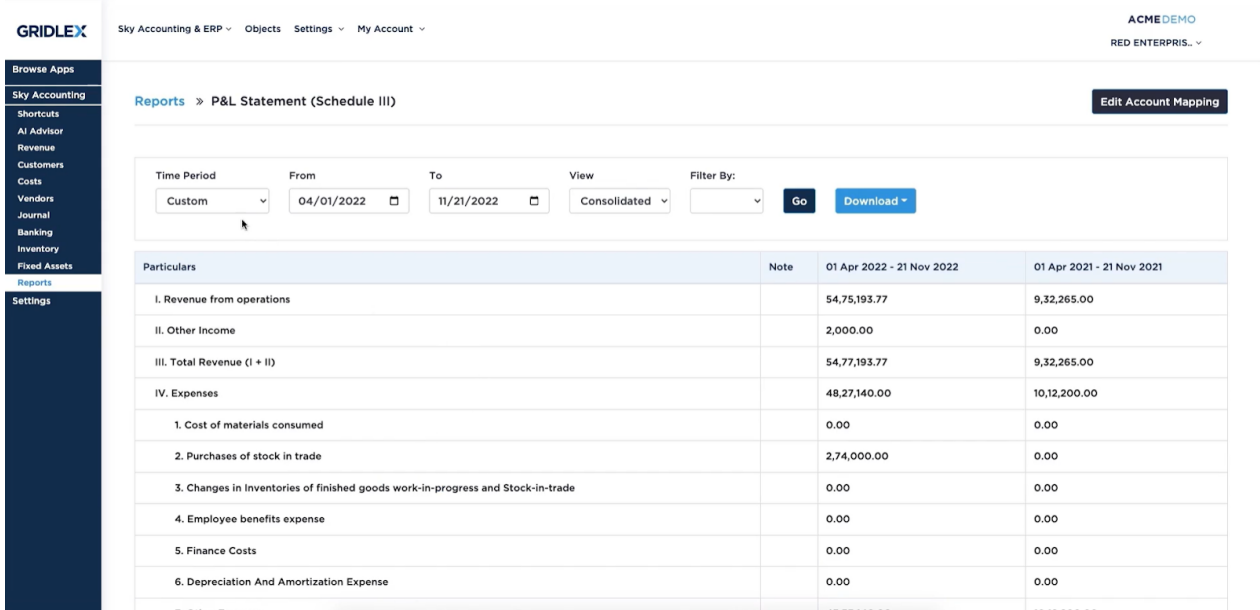
How to View Schedule III in Gridlex Sky?

Step 1: Login into your Gridlex App Suite Account and choose the entity of your choice. Go to the “Reports” tab and select “Schedule III” tab.



Step 2: Here, users can view the P&L Statement in Schedule - III format as per the requirement of the Companies Act, 2013. Users can use filters like Time period, filter by center, division, labels, etc to narrow their view for a specific period. Furthermore, users can edit their account mapping by clicking on the “Edit Account Mapping” present in the top right corner of the screen.

Consolidated View:



Detailed View:

GRIDLEX Sky Accounting & ERP ▾ Objects Settings ▾ My Account ▾ ACME DEMO
RED ENTERPRIS.. ▾

Reports » P&L Statement (Schedule III) Edit Account Mapping

Time Period: Custom ▾ From: 04/01/2022 📅 To: 11/21/2022 📅 View: Detailed ▾ Filter By: ▾ Go Download ▾

Particulars	Note	01 Apr 2022 - 21 Nov 2022	01 Apr 2021 - 21 Nov 2021
I. Revenue from operations		54,75,193.77	9,32,265.00
Revenue from Sale of Products		56,75,193.77	9,32,265.00
Revenue from Sale of Products(direct)		13,20,813.56	0.00
Revenue from Sale of Mobiles		16,45,762.71	2,54,625.00
Revenue from Sale of Laptops		35,97,120.00	4,72,500.00
Revenue from Sale of other Peripherals		23,487.50	55,627.50
Revenue from Sale of Textiles		2,24,400.00	36,960.00
Revenue from Sale of FMCG Goods		-11,36,390.00	1,12,552.50
Revenue from Services/Fee		-2,10,000.00	0.00
Revenue from Repairs and Maintenance		-2,10,000.00	0.00
Revenue from Consultancy		10,000.00	0.00

Step 3: Here, users can edit their account types, write notes and descriptions (if any). Once done, click on the “Save” button.

GRIDLEX Sky Accounting & ERP ▾ Objects Settings ▾ My Account ▾ ACME DEMO
RED ENTERPRIS.. ▾

Reports » P&L Statement (Schedule III) » Account Mapping

Schedule3 Particular	Account Types	Notes	Description
Revenue from operations	<input checked="" type="checkbox"/> Revenue - Retail <input checked="" type="checkbox"/> Revenue - Wholesale <input checked="" type="checkbox"/> Revenue from Sale of Products <input checked="" type="checkbox"/> Revenue from Contracts <input checked="" type="checkbox"/> Revenue from Services/Fee <input checked="" type="checkbox"/> Revenue from Consultancy <input checked="" type="checkbox"/> Revenue from Non Profit Operations		
Other Income	<input checked="" type="checkbox"/> Interest <input checked="" type="checkbox"/> Dividend <input checked="" type="checkbox"/> Income From Investments <input checked="" type="checkbox"/> Income exempted from Tax <input checked="" type="checkbox"/> Other Income <input checked="" type="checkbox"/> Foreign Exchange Gain <input checked="" type="checkbox"/> Discounts from Suppliers		
Expenses:			
Cost of materials consumed			
Purchases of stock in trade	<input checked="" type="checkbox"/> Supplies and Materials - DE <input checked="" type="checkbox"/> Freight and Shipping Costs -DE <input checked="" type="checkbox"/> Lease Equipment - DE		

Quick Tip

Gridlex Sky offers a list of shortcuts for common tasks. With the help of these quick shortcuts, users can easily navigate to this page without having to scroll through other sections. Click on “Review your **P&L**” under Reports section to view the Profit and Loss Statement in a single click.

The screenshot displays the Gridlex Sky application interface. At the top, the Gridlex logo is on the left, and the user's name 'Pranaam Hospl.' is on the right. A navigation bar contains various menu items like 'Inbox', 'Zip Helpdesk', 'Zip CRM', 'Sky Accounting & ERP', 'Sky Expenses', 'Ray HRMS', 'Objects', 'Settings', and 'My Account'. A left sidebar lists navigation options such as 'Browse Apps', 'Sky Accounting', 'AI Advisor', 'Revenue', 'Customers', 'Costs', 'Vendors', 'Journal', 'Banking', 'Inventory', 'Fixed Assets', 'Reports', and 'Settings'. The main content area is titled 'Shortcuts' and features a helpful message box at the top. Below this, the 'Shortcuts for Common Tasks' section is organized into three columns: 'Revenue' (with links like 'Create an Invoice', 'Record a Customer Receipt', 'Post a Credit Note', 'Post a Customer Advance', and 'Add a Customer'), 'Costs' (with links like 'Create a Bill', 'Record a Vendor Payment', 'Post a Vendor Credit', 'Post a Vendor Advance', and 'Add a Vendor'), and 'Other' (with links like 'Create a Manual Journal Entry / Transaction', 'Upload, categorize and reconcile your Bank Transactions', 'Create a New Item', 'Manage Inventory', and 'Manage Fixed Assets'). A 'Reports' section includes a highlighted link for 'Review your P&L' along with other report links like 'Balance Sheet', 'Trial Balance', 'Accounts Receivables', 'Accounts Payable', and 'GSTR-1, GSTR-3B'. Finally, a 'Setup Configuration Tasks' section lists various business setup tasks such as updating address/signature, reporting periods, bank accounts, chart of accounts, and creating templates.