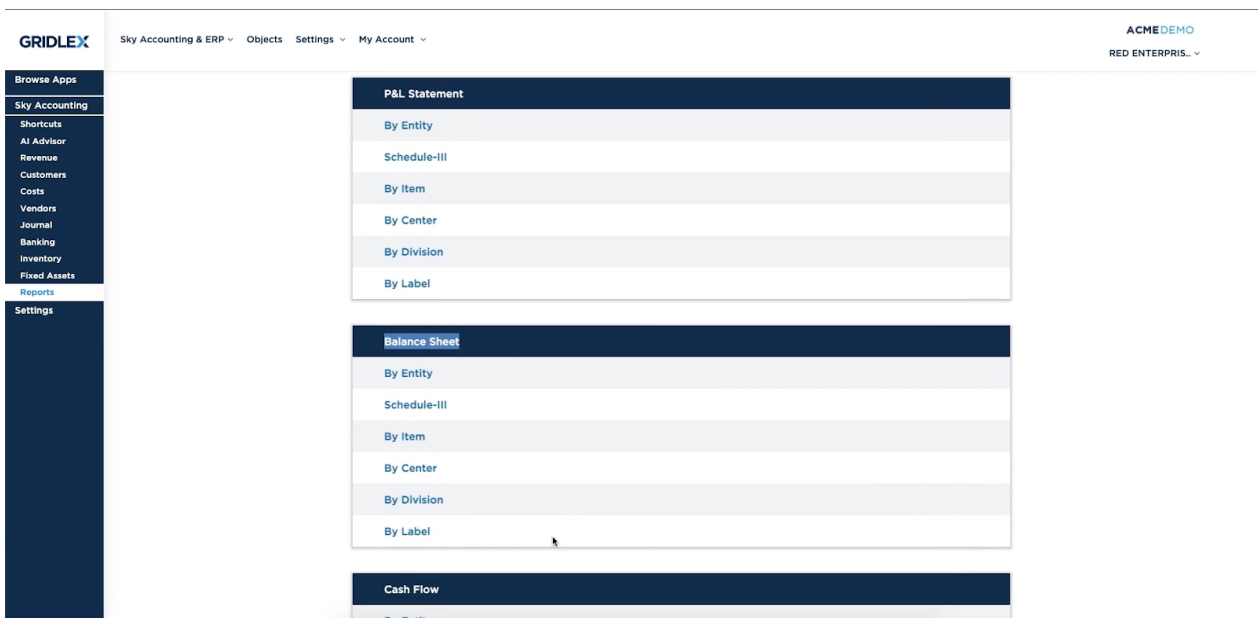


The balance sheet and cash flow reports are two of the most important financial statements in accounting. The balance sheet report shows a company's assets, liabilities, and equity, while the cash flow report shows a company's cash inflows and outflows. With the help of Gridlex Sky, users can utilize these reports to capture the condition of the company's finances. Users can dive deeper in the Balance Sheet and Cash Flow Reports that can be used to make business plans for the future. Furthermore, they can export these reports in PDF format as well.

If you need any help with any feature, data migration of your old accounting data, questions on Chart of Accounts (COA) or anything at all, just email aps@gridlex.com, and our team of expert accountants will be here to help you. Remember, that one of Gridlex's core values is Customer Success. We want you to be successful.

Balance Sheet Reports in Gridlex Sky

Step 1: Login into your Gridlex App Suite Account and choose the entity of your choice. Go to the "Reports" tab and select the "By Entity" tab in the Balance Sheet module.



Step 2: Here, users can view a financial statement that shows the assets, liabilities, and equity of a business at a specific point in time. Select the date range for which you want to prepare the balance sheet. For example, you can set the time period for the previous month, previous year or customize

your dates as per your business requirements. You can also customize the view of the sheet.

Vertical View

Balance Sheet as on 21-November-2022

Particulars	Amount in(INR)
NONCURRENT ASSETS	
Tangible	5,000
Tangible	5,000
NONCURRENT ASSETS TOTAL	
	5,000
CURRENT ASSETS	
Accounts Receivable (Debtors)	1,50,513.01
Accounts Receivable (Debtors)	1,50,513.01
Cash and Cash Equivalents	-2,02,899
Cash and Cash Equivalents	-2,02,899
Cash In Hand	45,448.65

Horizontal View:

Balance Sheet as on 21-November-2022

Particulars	Amount in(INR)	Particulars	Amount in(INR)
EQUITY		NONCURRENT ASSETS	
Owner Capital	42,000	Tangible	5,000
Owner Capital	42,000	Tangible	5,000
Reserves and Surplus	5,75,176.27	NONCURRENT ASSETS TOTAL	
Reserves and surplus	5,75,176.27		5,000
EQUITY TOTAL		CURRENT ASSETS	
	6,17,176.27	Accounts Receivable (Debtors)	1,50,513.01
NONCURRENT LIABILITIES		Accounts Receivable (Debtors)	1,50,513.01
NONCURRENT LIABILITIES TOTAL		Cash and Cash Equivalents	-2,02,899
	0	Cash and Cash Equivalents	-2,02,899
CURRENT LIABILITIES		CURRENT LIABILITIES	
		Cash and Cash Equivalents	-2,02,899

Step 3: If you need to make any adjustments, you can do so by clicking on the relevant particulars and revising the required changes. Once you have verified that the balances are correct, you can save them by clicking the "Save" button.

- Browse Apps
- Sky Accounting
- Shortcuts
- AI Advisor
- Revenue
- Customers
- Costs
- Vendors
- Journal
- Banking
- Inventory
- Fixed Assets
- Reports
- Settings

Reports » Ledger By Account » Accounts Receivable (Debtors)

Time Period From 04/01/2022 To 11/21/2022 Search Download

Opening Balance: 0 Cr Closing Balance: 1,50,513.01 Dr

Date	Transaction Details	Transaction Type	Transaction	Reference	Debit	Credit	Amount
2022-04-07	UNEV Technologies	Invoice	Invoice - 3000033	T Shirts	9,450.00	0.00	9,450.00 Dr
2022-04-07	UNEV Technologies	Invoice	Invoice - 3000033	12% IGST (T Shirts)	1,134.00	0.00	1,134.00 Dr
2022-04-07	BEST INSURANCE SERVICES	Invoice	Invoice - 3000032	2.5% SGST (Dry Fruits)	267.75	0.00	267.75 Dr
2022-04-07	BEST INSURANCE SERVICES	Invoice	Invoice - 3000032	2.5% CGST (Dry Fruits)	267.75	0.00	267.75 Dr
2022-04-07	BEST INSURANCE SERVICES	Invoice	Invoice - 3000032	Dry Fruits	10,710.00	0.00	10,710.00 Dr
2022-04-07	Hungry Top Technologies Limited	Invoice	Invoice - 3000031	18% IGST (Laptops)	47,250.00	0.00	47,250.00 Dr
2022-04-07	AB AUTOMOBILES	Invoice	Invoice - 3000035	6% CGST (T Shirts)	302.40	0.00	302.40 Dr
2022-04-07	AB AUTOMOBILES	Invoice	Invoice - 3000035	6% SGST (T Shirts)	302.40	0.00	302.40 Dr
2022-04-07	Select Home Interior Designers Private Limited	Invoice	Invoice - 3000036	12% IGST (T Shirts)	378.00	0.00	378.00 Dr
2022-04-07	Select Home Interior Designers Private Limited	Invoice	Invoice - 3000036	T Shirts	3,150.00	0.00	3,150.00 Dr

Showing 1 to 10 of 841 entries

Step 4: Users can view and generate their balance sheet according to item-wise, center-wise, division-wise, and label-wise.

- Browse Apps
- Sky Accounting
- Shortcuts
- AI Advisor
- Revenue
- Customers
- Costs
- Vendors
- Journal
- Banking
- Inventory
- Fixed Assets
- Reports
- Settings

By Item

By Center

By Division

By Label

Balance Sheet

By Entity

Schedule-III

By Item

By Center

By Division

By Label

Cash Flow

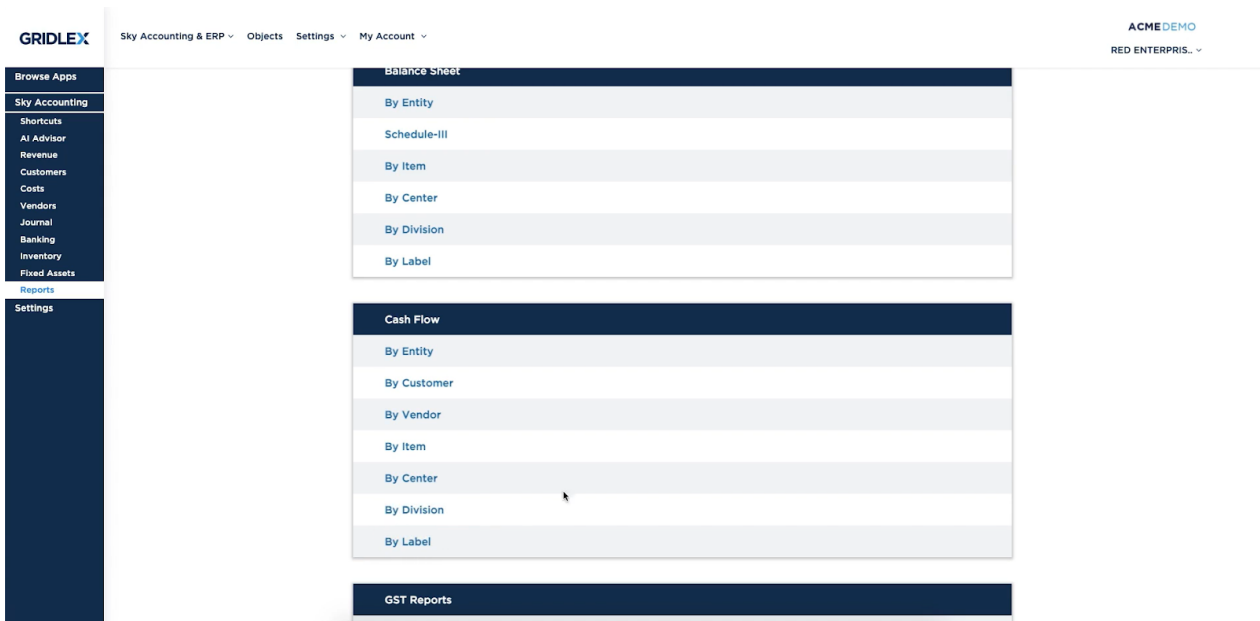
By Entity

By Customer

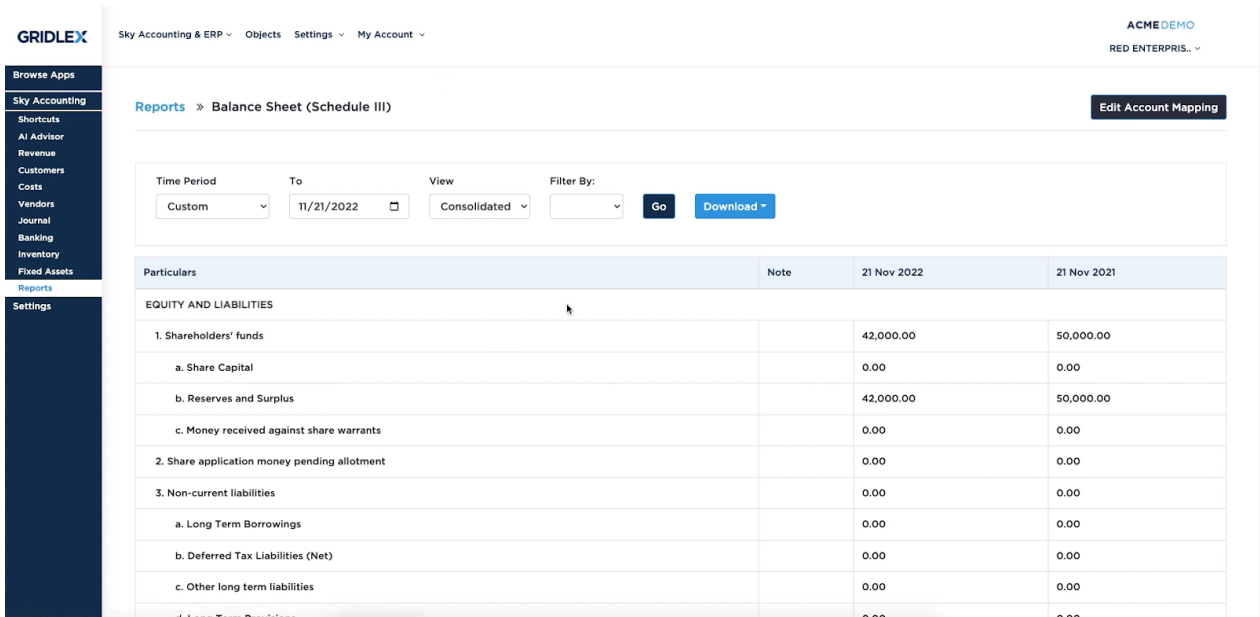
By Vendor

Balance Sheet Reports - Schedule III Format

Step 1: Login into your Gridlex App Suite Account and choose the entity of your choice. Go to the “Reports” tab and select the “Schedule III” tab in the Balance Sheet module.



Step 2: Enter your asset and liability accounts into the appropriate sections of the balance sheet template. Click on “Edit Account Mapping” to edit the mapping of the Account Types. Once done, click on the “Save” button.



Cash Flow Reports in Gridlex Sky

Step 1: Login into your Gridlex App Suite Account and choose the entity of your choice. Go to the “Reports” tab and select the “By Entity” tab in the Cash Flow module.

The screenshot displays the Gridlex Sky interface for the 'Entity Cash Flow' report. The top navigation bar shows 'GRIDLEX' and user details: 'Sky Accounting & ERP', 'Objects', 'Settings', and 'My Account'. The user is identified as 'ACME DEMO' and 'RED ENTERPRIS...'. The left sidebar contains various menu items like 'Browse Apps', 'Sky Accounting', 'Shortcuts', 'AI Advisor', 'Revenue', 'Customers', 'Costs', 'Vendors', 'Journal', 'Banking', 'Inventory', 'Fixed Assets', 'Reports', and 'Settings'. The main content area is titled 'Reports » Entity Cash Flow'. It features a filter section with 'Time Period' set to 'Custom', 'From' date '04/01/2022', and 'To' date '11/21/2022'. There are 'Go' and 'Download' buttons. Below the filter is a table with the following data:

Account	Amount
Opening Balance:	4,68,196.4
Cash in Hand	14,960.06
Cash in Hand	14,960.06
Bank Current Account	4,53,236.34
Bank Current Account	-46,763.66
HDFC Bank - 5020001234567	-46,763.66
Axis Bank	5,00,000
+ Inflow of Cash :	65,22,822.33
+ Outflow of Cash :	51,99,532.31
Net Flow:	13,23,290.02

Step 2: Users will be directed to the “Entity Cash Flow” section. Here, users can view the Profit & Loss Statement for a certain period. Furthermore, users can utilize the filters to view custom time period i.e From and To Date. In addition, users can view the entire report in Vertical view and Horizontal view. To expand the section, click on (+) and to collapse click on (-).

Note: Users can download the Profit & Loss Statement in Excel and PDF format by clicking on the “Download” button.

GRIDLEX Sky Accounting & ERP ▾ Objects Settings ▾ My Account ▾ ACMEDEMO
RED ENTERPRIS... ▾

Reports » Entity Cash Flow

Time Period: To:

Custom
 Today
 Previous Day
 This Week
 Previous Week
 This Month
 Previous Month
 This Year
 Previous Year

-	Account Name	Amount
-	Accounts Receivable (Debtors)	62,81,822.33
Cash in Hand		
		14,960.06
Cash in Hand		
		14,960.06
Bank Current Account		
		4,53,236.34
Bank Current Account		
		-46,763.66
	HDFC Bank - 5020001234567	-46,763.66
Axis Bank		
		5,00,000
-	Inflow of Cash :	65,22,822.33

Step 3: Apart from Entity Cash Flow, users can view and generate their cash flow reports by customer, by vendor, by item, by center, by division, and by label.

GRIDLEX Sky Accounting & ERP ▾ Objects Settings ▾ My Account ▾ ACMEDEMO
RED ENTERPRIS... ▾

Balance Sheet

- By Entity
- Schedule-III
- By Item
- By Center
- By Division
- By Label

Cash Flow

- By Entity
- By Customer
- By Vendor
- By Item
- By Center
- By Division
- By Label

GST Reports